

# ELECTION DAY

VOTE

## Mini Unit

Election Kit  
Comprehension  
Flip Book  
Vocabulary  
Writing

Made By:

**SADDLE UP**  
for 2nd Grade

# TABLE OF CONTENTS



- Pg.3-6: Vocabulary Cards
- Pg. 7-8: Vocabulary Journal Activity
- Pg. 9: Vocabulary Vocabulary
- Pg. 10-11: KWL Anchor Chart Cards and Diagram
- Pg. 12-13: Can/Have/Are Anchor Chart Cards and Diagram
- Pg. 14: Voter's Registration Card
- Pg. 15: Ballot Box Sign
- Pg. 16: Voter's Booth Sign
- Pg. 17-19: Ballot's (3 options)
- Pg. 20-22: Poll Results Graphs (3 options)
- Pg.23-28: Compression Booklet
- Pg. 29-35: Comprehension Flip Book
- Pg. 36-44 If I Were President Writing and Crafivity/Campaign Posters
- Pg. 45: I Voted Stickers (You need Avery US Letter 5260 labels)
- Pg. 46: Credits

# BALLOT

Yes


No

# BALLOT

A document that lists the choices during an election.

Made By: Saddle Up For 2<sup>nd</sup> Grade


# BALLOT BOX



A box where voters put their ballots during an election.


Made By: Saddle Up For 2<sup>nd</sup> Grade

# CAMPAIGN



A series of events that help achieve a particular goal.

Made By: Saddle Up For 2<sup>nd</sup> Grade




# CANDIDATE

Someone who is running for a particular position.

Made By: Saddle Up For 2<sup>nd</sup> Grade

# DEMOCRAT



A person who belongs to the Democratic political party.


Made By: Saddle Up For 2<sup>nd</sup> Grade

# ELECT

To choose someone for a particular position.



Made By: Saddle Up For 2<sup>nd</sup> Grade



# POLL

Counting the votes received in an election.

Made By: Saddle Up For 2<sup>nd</sup> Grade


# POLITICAL PARTY



A group of people with common goals who try to get their candidate elected.

Made By: Saddle Up For 2<sup>nd</sup> Grade


# REPUBLICAN



A person who belongs to the Republican political party.

Made By: Saddle Up For 2<sup>nd</sup> Grade

# VOTING BOOTH



A small enclosure where a person votes.

Made By: Saddle Up For 2<sup>nd</sup> Grade

## BALLOT



## VOTE

A way to make a choice about someone or something.

Made By: Saddle Up For 2<sup>nd</sup> Grade

## VOTER



Someone who has the right to vote in an election.

Made By: Saddle Up For 2<sup>nd</sup> Grade

# ELECTION VOCABULARY

Cut out the box then cut on the lines to make flaps. Glue the title strip into your notebook. Write the definition under each vocabulary word.

<b>ELECTION VOCABULARY</b>	<b>BALLOT</b>
	<b>BALLOT BOX</b>
	<b>CAMPAIGN</b>
	<b>CANDIDATE</b>
	<b>DEMOCRAT</b>
	<b>ELECT</b>

# ELECTION VOCABULARY

Cut out the box then cut on the lines to make flaps. Glue the title strip into your notebook. Write the definition under each vocabulary word.

<b>POLL</b>	<b>ELECTION VOCABULARY</b>
<b>POLITICAL PARTY</b>	
<b>REPUBLICAN</b>	
<b>VOTING BOOTH</b>	
<b>VOTE</b>	
<b>VOTER</b>	




Name: \_\_\_\_\_ Date: \_\_\_\_\_

# ELECTION VOCABULARY

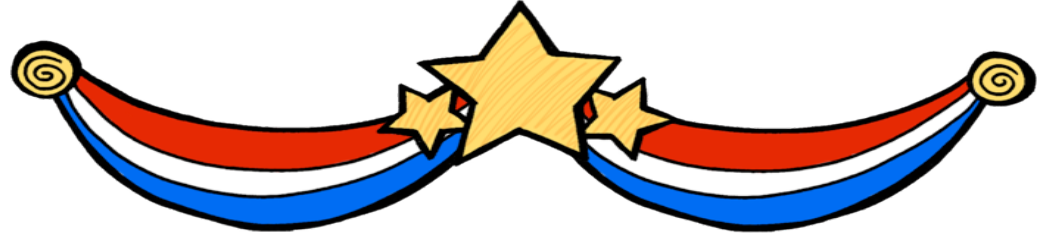
Directions: Match the correct vocabulary word with its definition.

1. \_\_\_\_\_ someone who has the right to vote in an election.
2. \_\_\_\_\_ a group of people with common goals who try to get their candidate elected.
3. \_\_\_\_\_ to choose someone for a particular position.
4. \_\_\_\_\_ a series of events that help achieve a particular goal.
5. \_\_\_\_\_ a way to make a choice about someone or something.
6. \_\_\_\_\_ a person who belongs to the Democratic political party.
7. \_\_\_\_\_ counting the votes received in an election.
8. \_\_\_\_\_ someone who is running for a particular position.
9. \_\_\_\_\_ a box where voters put their ballots during an election.
10. \_\_\_\_\_ a small enclosure where a person votes.
11. \_\_\_\_\_ a document that lists the choices during an election.
12. \_\_\_\_\_ a person who belongs to the Republican political party.

- A. ballot
- B. ballot box
- C. campaign
- D. candidate
- E. democrat
- F. elect
- G. poll
- H. political party
- I. republican
- J. voting booth
- K. vote
- L. voter




K



What do I know  
about  
elections?

Made By: Saddle Up For 2<sup>nd</sup> Grade


W



What do I want  
to learn about  
elections?

Made By: Saddle Up For 2<sup>nd</sup> Grade

L



What did I learn  
about  
elections?

Made By: Saddle Up For 2<sup>nd</sup> Grade

Name: \_\_\_\_\_

# Election DAY

K


---

W

---


L

**GOOD  
LEADERS  
CAN**




Made By: Saddle Up For 2<sup>nd</sup> Grade

**GOOD  
LEADERS  
HAVE**



Made By: Saddle Up For 2<sup>nd</sup> Grade

**GOOD  
LEADERS  
ARE**




Made By: Saddle Up For 2<sup>nd</sup> Grade

Name: \_\_\_\_\_


**GOOD LEADERS**



**CAN**



**HAVE**



**ARE**


# VOTERS REGISTRATION CARD

## STUDENT VOTER REGISTRATION CERTIFICATION


Boy \_\_\_\_\_ Girl \_\_\_\_\_

\_\_\_\_\_ Birthday

\_\_\_\_\_ Age



Photo



\_\_\_\_\_ Name

\_\_\_\_\_ City, State, Zip Code


\_\_\_\_\_ Signature

## STUDENT VOTER REGISTRATION CERTIFICATION


Boy \_\_\_\_\_ Girl \_\_\_\_\_

\_\_\_\_\_ Birthday

\_\_\_\_\_ Age



Photo



\_\_\_\_\_ Name


\_\_\_\_\_ City, State, Zip Code


\_\_\_\_\_ Signature

# BALLOT BOX SIGN

BALLOT

BOX





**HERE**



# BALLOT CARDS

Each child needs 1 ballot card. Have them write the candidates names on the lines and the title of the election. They place their votes by putting a checkmark in the box next to the candidate they want to vote for. Then, they place their vote in the ballot box.

----- election		<input type="checkbox"/>
VOTE	_____	<input type="checkbox"/>
	_____	<input type="checkbox"/>

----- election		<input type="checkbox"/>
VOTE	_____	<input type="checkbox"/>
	_____	<input type="checkbox"/>

# BALLOT CARDS

Each child needs 1 ballot card. Have them write the candidates names on the lines and the title of the election. They place their votes by putting a checkmark in the box next to the candidate they want to vote for. Then, they place their vote in the ballot box.

----- election	_____	<input type="checkbox"/>
VOTE	_____	<input type="checkbox"/>
	_____	<input type="checkbox"/>

----- election	_____	<input type="checkbox"/>
VOTE	_____	<input type="checkbox"/>
	_____	<input type="checkbox"/>

# BALLOT CARDS

Each child needs 1 ballot card. Have them write the candidates names on the lines and the title of the election. They place their votes by putting a checkmark in the box next to the candidate they want to vote for. Then, they place their vote in the ballot box.

----- election	_____	<input type="checkbox"/>
<b>VOTE</b>	_____	<input type="checkbox"/>
	_____	<input type="checkbox"/>
	_____	<input type="checkbox"/>
	_____	<input type="checkbox"/>

----- election	_____	<input type="checkbox"/>
<b>VOTE</b>	_____	<input type="checkbox"/>
	_____	<input type="checkbox"/>
	_____	<input type="checkbox"/>
	_____	<input type="checkbox"/>

TITLE

15		
14		
13		
12		
11		
10		
9		
8		
7		
6		
5		
4		
3		
2		
1		

**THE WINNER IS:** \_\_\_\_\_

TITLE

15			
14			
13			
12			
11			
10			
9			
8			
7			
6			
5			
4			
3			
2			
1			


**THE WINNER IS:** \_\_\_\_\_

TITLE

15				
14				
13				
12				
11				
10				
9				
8				
7				
6				
5				
4				
3				
2				
1				

**THE WINNER IS:** \_\_\_\_\_


Name: \_\_\_\_\_



# ALL ABOUT Election DAY

Made By: Saddle Up For 2<sup>nd</sup> Grade

Name: \_\_\_\_\_



# ALL ABOUT Election DAY

Made By: Saddle Up For 2<sup>nd</sup> Grade

Name: \_\_\_\_\_



# ALL ABOUT Election DAY

Made By: Saddle Up For 2<sup>nd</sup> Grade

Name: \_\_\_\_\_



# ALL ABOUT Election DAY

Made By: Saddle Up For 2<sup>nd</sup> Grade



# WHAT IS AN ELECTION?


An election is the process where people vote to choose or elect a leader of something. Election Day is always the Tuesday after the first Monday in November. This is when we elect new leaders for our country. Every four years, adult citizens elect a new President of the United States.

What is an election?

-----

How often do we elect a new President?

-----



Made By: Saddle Up For 2<sup>nd</sup> Grade

# WHAT IS AN ELECTION?


An election is the process where people vote to choose or elect a leader of something. Election Day is always the Tuesday after the first Monday in November. This is when we elect new leaders for our country. Every four years, adult citizens elect a new President of the United States.

What is an election?

-----

How often do we elect a new President?

-----



Made By: Saddle Up For 2<sup>nd</sup> Grade

# ALL ABOUT VOTING

Voting is a way for a group to make a decision about something. A voter is someone who has the right to vote in an election. You must be a United States citizen, live here, and be 18 years old to vote in a government election.

What is voting?

-----  
-----

How old must you be to vote?

-----

<b>BALLOT</b>	
<input type="checkbox"/>	Yes
<input type="checkbox"/>	No

Made By: Saddle Up For 2<sup>nd</sup> Grade

# ALL ABOUT VOTING

Voting is a way for a group to make a decision about something. A voter is someone who has the right to vote in an election. You must be a United States citizen, live here, and be 18 years old to vote in a government election.

What is voting?

-----  
-----

How old must you be to vote?

-----

<b>BALLOT</b>	
<input type="checkbox"/>	Yes
<input type="checkbox"/>	No

Made By: Saddle Up For 2<sup>nd</sup> Grade

# HOW TO VOTE


On Election Day, voters can go to a voting booth. This is where they will fill out a ballot for the candidate they would like to be elected. In some places you can submit your ballot on a computer. In other places, you fill out your ballot on a piece of paper and turn it into the ballot box. When the election is over, the votes are collected in a poll to show the results of the election. The candidate with the most votes wins.

Where can voters go to vote?

-----

What do voters fill out to place their vote?

-----



Made By: Saddle Up For 2<sup>nd</sup> Grade

# HOW TO VOTE


On Election Day, voters can go to a voting booth. This is where they will fill out a ballot for the candidate they would like to be elected. In some places you can submit your ballot on a computer. In other places, you fill out your ballot on a piece of paper and turn it into the ballot box. When the election is over, the votes are collected in a poll to show the results of the election. The candidate with the most votes wins.

Where can voters go to vote?

-----

What do voters fill out to place their vote?


-----



Made By: Saddle Up For 2<sup>nd</sup> Grade

# HOW CAN WE HELP?

Although kids cannot vote, they can still help. You can help encourage adults to vote in upcoming elections for their favorite candidate. You can also help support your favorite candidate by passing out fliers, making posters, and wearing t-shirts and buttons.




Made By: Saddle Up For 2<sup>nd</sup> Grade

How can kids help during an election?

-----  
-----  
-----

# HOW CAN WE HELP?

Although kids cannot vote, they can still help. You can help encourage adults to vote in upcoming elections for their favorite candidate. You can also help support your favorite candidate by passing out fliers, making posters, and wearing t-shirts and buttons.



Made By: Saddle Up For 2<sup>nd</sup> Grade

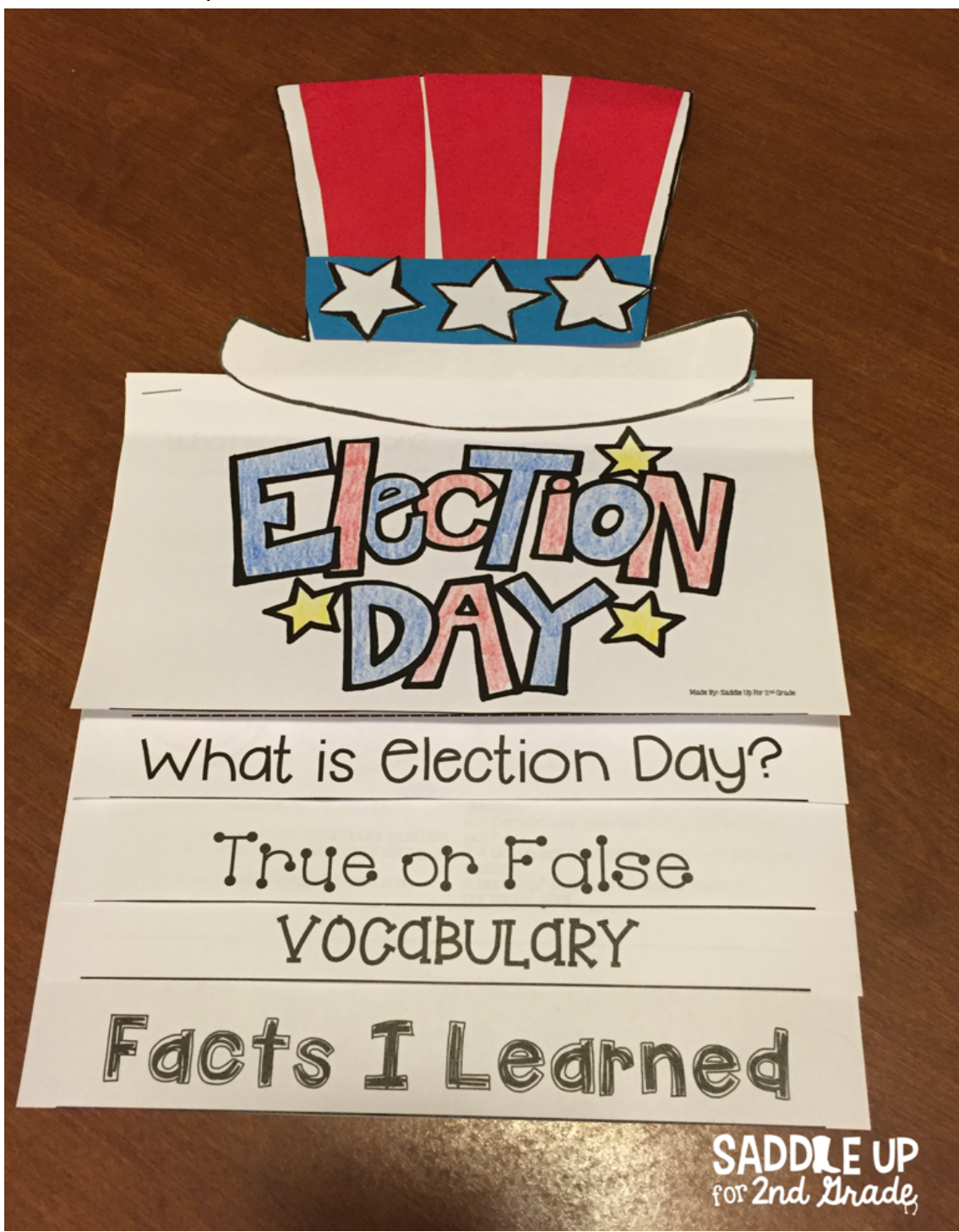
How can kids help during an election?

-----  
-----  
-----

# COMPREHENSION FLIP BOOK



After reading and completing the comprehension booklet your students can create this flip book to show what they have learned.



# COMPREHENSION FLIP BOOK



After reading and completing the comprehension booklet your students can create this flip book to show what they have learned.

What is an election?  
When is election day?  
How do people vote?  
What is Election Day?

True or False  
VOCABULARY

## ELECTION DAY

What is Election Day?  
True or False  
VOCABULARY

### Facts I Learned

If the sentence is true, color it red. If the sentence is false, color it blue.

Election Day is in October. You must be at least 18 years old to vote. We elect a new president every 4 years. You vote at the White House. Voters fill out a ballot when they vote. Kids can help pass out fliers during a campaign. A poll shows the results of an election. Kids can vote in a government election.

True or False  
VOCABULARY

across  
4. A group of people with common goals who try to get their candidate elected.  
5. A way to make a choice about someone or something.  
8. A person who belongs to the Republican party.  
10. To choose someone for a particular position.  
11. A box where voters put their ballots during an election.  
12. Someone who has the right to vote in an election.

DOWN  
1. A small enclosure where a person votes.  
2. To choose someone for a particular position.  
3. Counting the votes received during an election.  
6. A person who belongs to the Democratic party.  
7. A document that lists the choices during an election.  
A series of events that help achieve a particular goal.

VOCABULARY

### Facts I Learned

BALLOT 1. BALLOT 2. BALLOT 3.

BALLOT 4. BALLOT 5. BALLOT 6.

**SADDLE UP**  
for 2nd Grade

Election  
DAY

Made By: Saddle Up For 2<sup>nd</sup> Grade

Election  
DAY

Made By: Saddle Up For 2<sup>nd</sup> Grade

What is an election?

---

---

When is election day?

---

---

How do people vote?

---

---

# What is Election Day?

What is an election?

---

---

When is election day?

---

---

How do people vote?

---

---

# What is Election Day?



If the sentence is true, color it red. If the sentence is false, color it blue.

Election Day is in October.

You must be at least 18 years old to vote.

We elect a new president every 4 years.

You vote at the White House.


Voters fill out a ballot when they vote.

Kids can help pass out fliers during a campaign.

A poll shows the results of an election.

Kids can vote in a government election.

True or False






**ACROSS**

- 4. A group of people with common goals who try to get their candidate elected.
- 5. A way to make a choice about someone or something.
- 8. A person who belongs to the Republican party.
- 10. To choose someone for a particular position.
- 11. A box where voters put their ballots during an election.
- 12. Someone who has the right to vote in an election.

**DOWN**

- 1. A small enclosure where a person votes.
- 2. To choose someone for a particular position.
- 3. Counting the votes received during an election.
- 6. A person who belongs to the Democratic party.
- 7. A document that lists the choices during an election.
- 9. A series of events that help achieve a particular goal.

# VOCABULARY



---

---

---

---

---

---

---


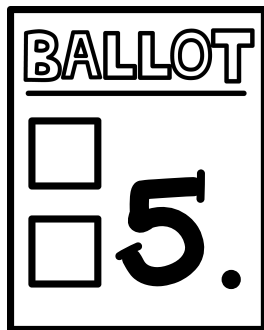

---

---

---

---

---



---

---

---

---

---

---

---

---

---


---

---

---

**Facts I Learned**

# WRITING PROMPTS



**IF I WERE PRESIDENT**  
BY: \_\_\_\_\_

Made by Saddle Up for 2nd Grade

**SADDLE UP**  
for 2nd Grade

# WRITING PROMPTS



If I Were President:

Have your students brainstorm ideas on what they would do if they were President and write about it. Then they can make the Presidential hat and attach it to their writing.

Campaign Posters:

Your students can create their own campaign posters. Have them draw a photo of themselves. Then they can write a paragraph explaining why they should be elected.



# IF I WERE PRESIDENT

Think about what it would be like to be President. Write four things you would do if you were President in the boxes below.



# IF I WERE PRESIDENT

## PRE-WRITE

---

---

---

---

---

---

---

---

---

---

---

---

---

---

---

---

---

---

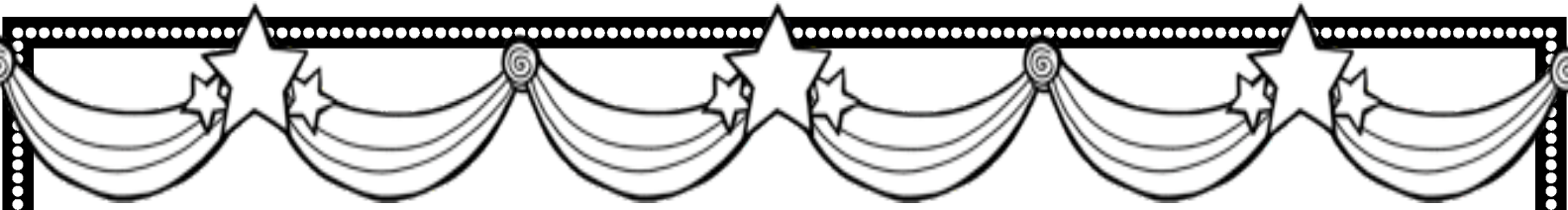
---

---

---

---

---



# **IF I WERE PRESIDENT**

**BY:**.....

---

---

---

---

---

---

---

---

---

---

---

---

---

---

---

---

---

---

---

---

---

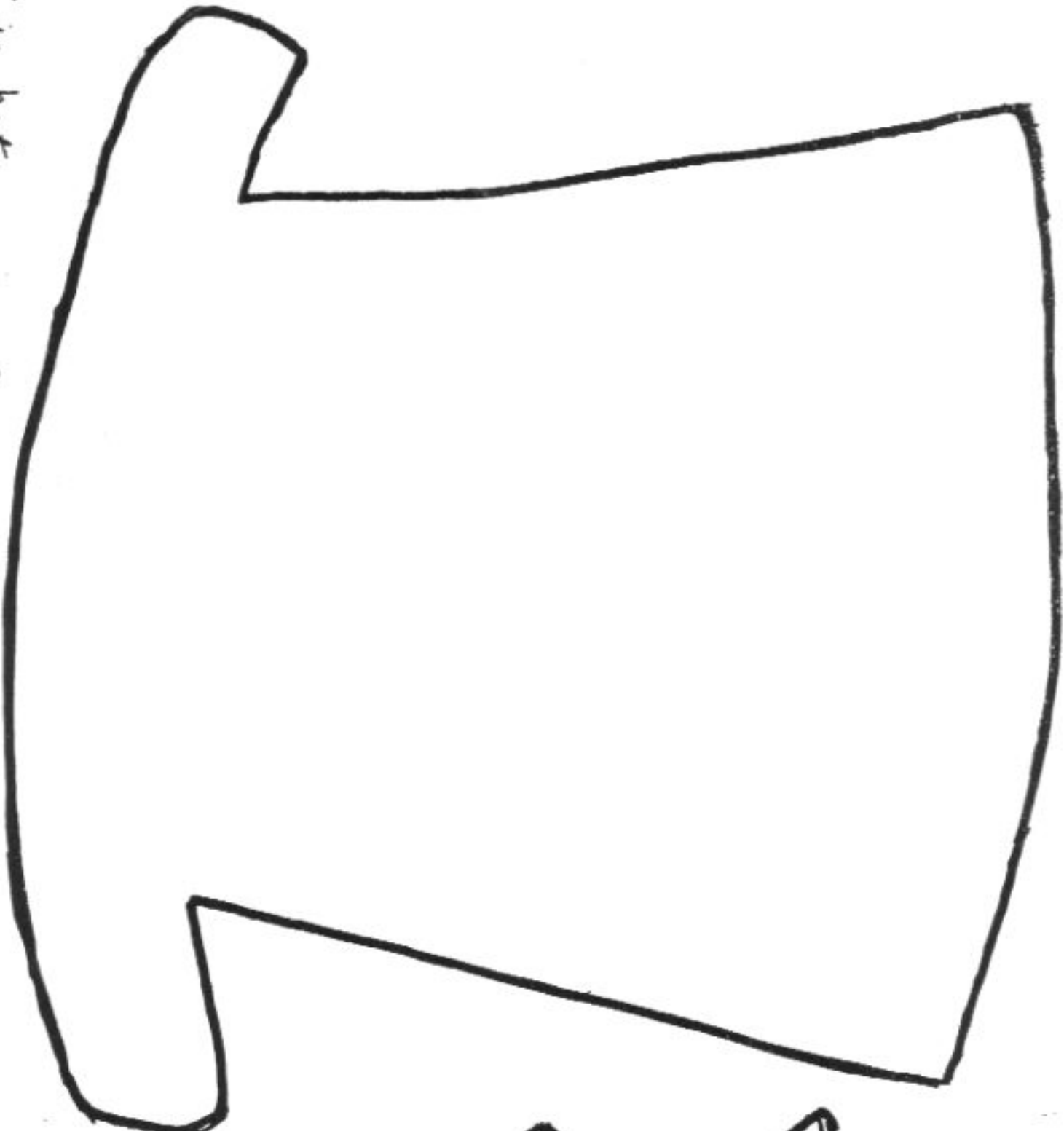
---

---

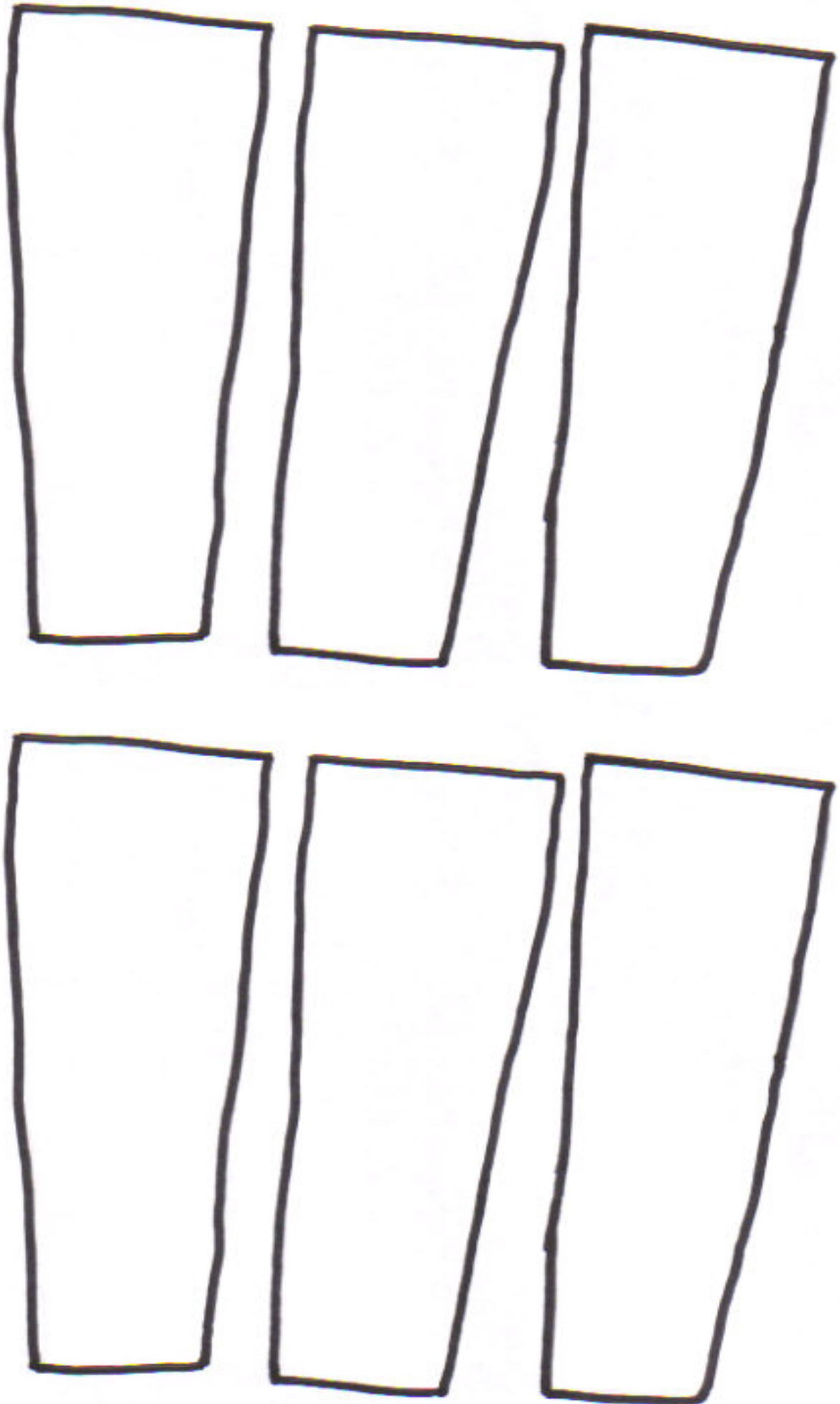


Copy onto white paper. Each child needs one hat.




With hat



Copy onto red paper. Each child needs a set of three.

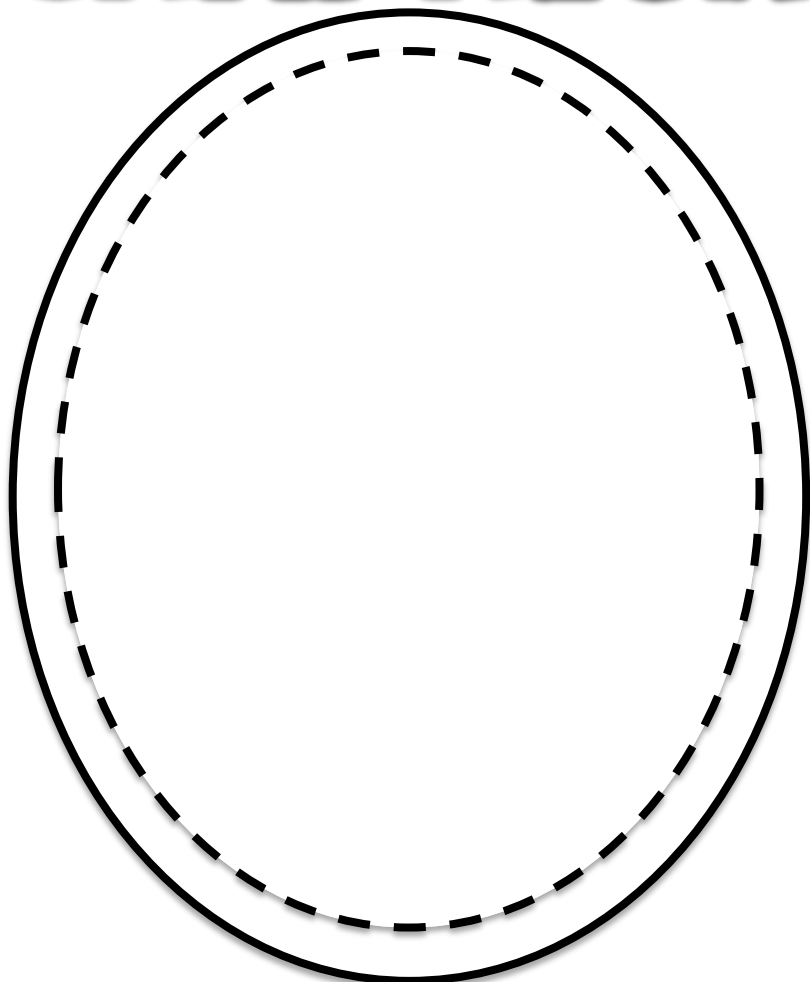


Copy onto blue paper. Each child needs 1.





# CAMPAIGN POSTER



photo


-----  
Name

-----  
Age

-----  
City

-----  
Running For

-----  
-----  
-----  
-----  
-----  
-----



# SADDLE UP



# for 2nd Grade

Teaching in the  
Heart of TEXAS



## THANK YOU

Thank you for purchasing this product. I hope you love using and implementing it into your classroom. If you have any questions at all or see an error please let me know and I'll be happy to help.

## TERMS OF USE

This product is for single classroom use only. An additional license must be purchased in order to share. If you are NOT the original purchaser, please purchase/download the item from my Teachers Pay Teachers Store before making any copies. Redistributing, editing, selling, or posting this item in any part thereof on the Internet is strictly forbidden. Violations are subject to penalties of the Digital Millennium Copyright Act.



FOLLOW ME

## CREDITS

